

Conestoga Community News

Inside this Newsletter

Meet Our Staff

Halloween

Winterize Your Home

Thanksgiving

Home of the Month Winners

Home of the Month Contest

Kids Contest

Notifications

Back to School

Things to Do

Community Notices/Sale

Kids Page

Trick or Treat Safety Tips

Contact Me

As the owner of A. Hunter, I want to make sure our residents are satisfied. How you're feeling is very important to me. If you have any issues or concerns in which our staff is unable to assist you, please feel free to email me directly at lisa@ahunter.com. I would love to hear from you if you are having issues and would also love to hear what you are happy about in your community.

Your Account is Online

If you aren't aware... your account transaction history is available online, free of charge. You can view your invoices, charges and payments. Monthly bills are typically online around the 15th – 20th of each month. You can also make your payment online, however, you will incur a small fee. If you are interested in viewing your account, please provide us with your email information and we will get you set up.

New Website

Our new website is COMING SOON! You will have the ability to complete applications, pay your rent, as well as many other conveniences. We are excited to get it up and running. We expect it to go live in October. We will keep you posted when it is available.

Comedian John Evans once quipped: "What do you get if you divide the circumference of a jack-o-lantern by its diameter?"

Pumpkin π ."



Checks must be written to **Conestoga** not A. Hunter. Rental payments can be made online at: www.ahunter.com

Meet Our Staff



Suzette Sammer

Suzette Sammer is our Office Administrator. She has been with A. Hunter Property Management since 2005. She oversees all aspects of the office including phones and the website. Some of her other duties include: coordinating our office staff, assisting our residents, working with prospective residents, and working with the contractors who make repairs to the properties. Her service is invaluable to us.

Suzette is the mother of two wonderful and grown children. She enjoys travelling to the beach...where she takes her work with her!

We hope you enjoy working with Suzette.

Halloween October 31, 2018

Although it only became popular in America in the early 1900's, Halloween dates back almost 2,000 years when it marked the Celtic New Year known as Samhain. Many Halloween customs and traditions have roots in pagan beliefs and Irish folklore. These customs became popular in America when many Irish fled their country to escape the potato famine of 1846.



Why do we carve pumpkins? The Celts believed that placing Jack o' Lanterns outside helped guide lost souls home as they wandered the streets during Samhain. The scary carved faced served to ward off evil spirits. The first Jack O'Lanterns were made from turnips, however, when the Irish fled to America they began using pumpkins because they were easier to come by. **Trick-or-treating** evolved from the ancient Celtic tradition of putting out treats and food to placate spirits who roamed the streets at Samhain.

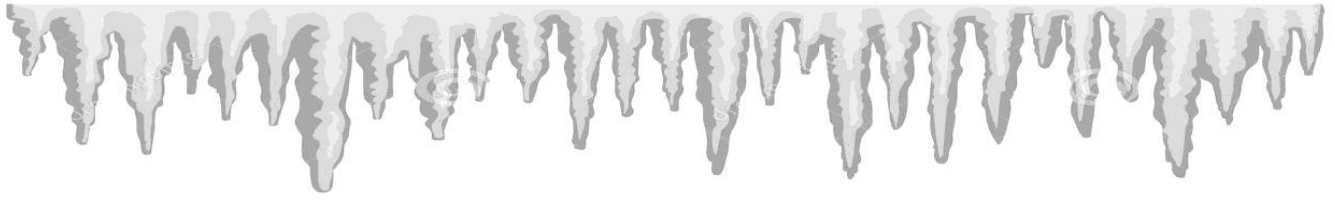
Why do we don masks and silly costumes for Halloween?

Believing that spirits and ghosts roamed the land on All Hallows' Eve, the ancient Celts wore costumes and masks to avoid detection by these ghosts.

- Samhainophobia is the fear of Halloween.
- Halloween is the second highest grossing commercial holiday after Christmas.
- The world's record for biggest pumpkin is currently held by a gigantic gourd weighing a whopping 1,385 pounds!
- Did you know? Pumpkin is the best source of vitamin A among all canned fruits and vegetables? Half a cup gives you three times the recommended daily requirement.
- Tootsie Rolls were the first wrapped penny candy in America.
- More than 35 million pounds of candy corn will be produced this year...enough to circle the moon nearly 4 times if laid end to end.
- Each year 2 billion dollars is spent on Halloween candy.



How to Winterize Your Mobile Home



Taking the proper steps to winterize your mobile home cannot only help keep you warm, but keep your heating bills down and also ensure that you safeguard your home against severely cold weather.

Step 1

Purchase a can of spray foam insulation from any hardware store or home improvement center. Fill in any holes around the outside of the mobile home, including around the spot where the water pipe enters the home.

Step 2

Install storm windows or purchase a window shrink-wrap kit to cover the windows. Losing heat around windows is common. Sealing drafts is one of the most important steps in winterizing a mobile home.

Step 3

Wrap an insulation blanket around your water heater and heat tape around water pipes. The

water heater on most mobile homes is located through an access door outside the home, which means it's removed from the heat of the mobile home's living space.

Step 4

Seal the seams of the metal roof, if your mobile home has such a roof. Do this every year when you winterize your mobile home. Also, caulk around any plumbing pipes and vents that protrude from the roof.

Step 5

Perform routine maintenance on the mobile home's furnace. Replace or clean filters and clean exhaust vent and thermostat.

Step 6

Loosen all the tie-downs of the mobile home slightly to allow for ground heaving when the ground freezes during the winter. Having no slack in the tie-downs if the ground shifts can cause damage to the mobile home.






Thanksgiving November 22, 2018

On the fourth Thursday in November, families across the U.S. celebrate Thanksgiving. Below are some facts about this American holiday.

- The first Thanksgiving was held in the autumn of 1621 and included 50 Pilgrims and 90 Wampanoag Indians and lasted three days. Many historians believe that only five women were present at that first Thanksgiving, as many women settlers didn't survive that difficult first year in the U.S.
- Thanksgiving was almost a fast – not a feast! The early settlers gave thanks by praying and abstaining from food, which is what they planned on doing to celebrate their first harvest, that is until the Wampanoag Indians joined them and turned their fast into a three-day feast.
- Historians say that no turkey was served at the first Thanksgiving! What was on the menu? Deer, ducks, geese, oysters, lobster, eel and fish. They probably ate pumpkins, but no pumpkin pies. They also didn't eat mashed potatoes or cranberry relish, but they probably ate cranberries.
- The first Thanksgiving was eaten with spoons and knives – but no forks! That's right, forks weren't even introduced to the Pilgrims until 10

years later and weren't a popular utensil until the 18th century.

- Thanksgiving didn't become a national holiday until over 200 years later! In 1863 Sarah Josepha Hale, (who wrote "Mary Had a Little Lamb") convinced President Lincoln to make Thanksgiving a national holiday, after writing letters for 17 years campaigning for this holiday.
- Americans eat 46 million turkeys each Thanksgiving.
- Benjamin Franklin wanted the turkey to be the national bird, not the eagle.
- Neil Armstrong and Buzz Aldrin's first meal in space after walking on the moon was foil bags with roasted turkey.
- The heaviest turkey on record, according to the Guinness Book of Records, weighs 86 pounds.
- Only male turkeys gobble.
- The average turkey for Thanksgiving weighs 15 pounds.
- Thanksgiving is the reason for TV dinners. In 1953 Swanson had so much extra turkey (260 tons) that a salesman told them they should package it onto aluminum trays with other sides like sweet potatoes – and the TV dinner was born.
- Wild turkeys can run 20 miles per hour when they are scared. Domesticated turkeys that are bred are heavier and can't run as fast.
- Campbell's soup created green bean casserole for an annual cookbook 50 years ago. It now sells \$20 million worth of cream of mushroom soup.



Home of the Month Winners

Congratulations and thank you to the following:

July: Lot 15, August Lot 12:

September: Lot 11



Home of the Month Contest

The Home of the Month is chosen based, not on age, but on how well the home and the lot are maintained. An older home can be just as nice or even nicer than a newer home. Homes are chosen strictly based on how well it is maintained (nice flowers, cut grass, shrubbery trimmed, shed painted, etc.).

Kids Contest

Calling all kids! The first child to complete and return the word search on the Kids Page will receive a prize. Email a picture of the completed word search, along with your child's name, address and community to:

ahunternewsletter@yahoo.com

Notifications

We now have the ability to notify you immediately if something is happening at your property...via email and telephone blasts. In order to reach you, we must have your correct information on file. Please contact our office and the staff will make sure you are set up. Or, feel free to drop us a note with your rent payment.

Back to School

School days bring congestion: school buses are picking up and dropping off their passengers and parents are hurrying to get to the bus stop. It's never more important for drivers to slow down and pay attention than when children are present – especially before and after school. Please be mindful of bus stops and children getting on and off the school bus.



Things to Do

Corn Mazes:

Cherry Crest Farm 150 Cherry Hill Rd, Ronks, PA
Thurs 10am-5pm, Fri and Sat 10am-10pm.
Kids of all ages enjoy this 5-acre corn maze, pumpkin patch, slides, wagon rides, a petting zoo and more. www.cherrycrestfarm.com

Corn Maze at Oregon Dairy 1289 Creek Rd, Lititz
Open: Fri & Sat 10am-Dusk, Sun 10am-7pm
Enjoy the "All Creatures Great and Small corn maze. Other Activities include Pumpkin Skee-Ball and Bowling, Playground, Straw Tunnel, Pumpkin Tic-Tac-Toe, Pet a Calf and more. Also enjoy our Flashlight Maze (bring your flashlight). www.oregondairy.com

Trunk-or-Treat: A Fall Fest

Parish Resource Center
2160 Lincoln Highway East #18, Lancaster
Free event. Tuesday October 16, 6-7:30pm.
Wear your costume and enjoy a fun night with free candy, games, gift bags, and snacks! A safe and entertaining pre-Halloween Fall Fest.

Tailwagger's Trick Or Treat

at Buchanan Park, Saturday Oct 13, 11am-3pm
901 Buchanan Ave, Lancaster. FREE and open to the public. Enjoy a family fun (including pets) fall festival with music, games, and animal contests. Prizes awarded for Best Costumes (pet & human). Park is open 6am-9pm

Dutch Winter Wonderland

Dutch Wonderland Family Amusement Park,
2249 Lincoln Hwy E, Lancaster, PA 17602
Enjoy the park decorated for the season with thousands of lights. Also offers themed rides, seasonal entertainment and visits with Santa. www.dutchwonderland.com/winterwonderland

Strasburg Railroad Christmas Trains

301 Gap Road, Ronks, PA

Santa's Paradise Express and The Night Before Christmas Train. Christmas arrives Thanksgiving weekend. Plan ahead to reserve your seat for the magic of Christmas. For details visit www.strasburgrailroad.com/christmas-trains

Community Notices and Items for Sale

This is your section, please send us anything you would like advertised in your newsletter.

Email to ahunternewsletter@yahoo.com. Print and cut off dates are as follows:

Winter Newsletter: Deadline: November 24th Print date: December 15th


Spring Newsletter: Deadline: February 22nd Print date: March 15th



WE WISH YOU AND YOURS THE WARMEST OF WISHES THIS HOLIDAY SEASON.

Kids Page

1. How do you mend a broken pumpkin?



apple

2. What has ears but cannot hear?

1. What do you get when you drop a pumpkin?



2. What runs around a farm but doesn't move?



E	A	X	W	A	L	R	S	T	S
T	K	W	Q	U	E	E	F	G	C
F	B	O	O	T	S	F	A	E	I
H	A	E	A	R	C	I	L	S	K
M	F	E	O	E	A	P	L	S	C
A	W	H	H	E	P	U	M	P	K
S	I	H	K	A	R	B	E	T	P
E	A	A	N	E	Y	N	M	R	O
O	R	J	X	K	V	S	N	C	G
H	L	E	A	F	S	C	A	R	F

SCARF
TREE
ACORN

APPLE
FALL
LEAF

BOOTS
RAKE
PIE

HAY
SWEATER
PUMPKIN

Fall Bucket List

- ☐ Play in a pile of leaves
- ☐ Carve a pumpkin
- ☐ Enjoy a glass of apple cider
- ☐ Visit a corn maze
- ☐ Go on a hayride
- ☐ Enjoy a pumpkin pie
- ☐ Trick or Treat
- ☐ Take a drive to see the leaves
- ☐ Create a thankfulness tree. On each leaf write something you are grateful for.



1. With a pumpkin patch 2. A cornfield 3. Squash 4. A fence

A. HUNTER

PROPERTY MANAGEMENT, INC.

PO Box 224

Annaville, Pa 17003

Inside this issue:

*Home of the Month winners,
Winterize your Home, Meet
our Staff, and more!*

TRICK OR TREAT SAFETY TIPS

Walk Safely

- Use traffic signals and crosswalks.
- Look left, right and left again when crossing.
- Put electronic devices down and keep heads up and walk, don't run, across the street.
- Always walk on sidewalks or paths. If there are no sidewalks, walk facing traffic.

Trick or Treat With an Adult

Children under the age of 12 should not be without adult supervision. If kids are mature enough to go without supervision, they should stick to well lit areas and trick-or-treat in groups.

Keep Costumes Both Creative and Safe

- Choose face paint/makeup, if possible, instead of masks, which can obstruct a child's vision.

- Make sure the costume is the right size to prevent trips and falls and decorate costumes and bags with reflective tape or stickers.

- Have kids carry glow sticks or flashlights to help them see and be seen.

Drive Extra Safely on Halloween

- Slow down and be extra alert in residential neighborhoods. Children are excited may move in unpredictable ways.

- Enter and exit driveways and alleys cautiously.
- Eliminate any distractions inside your car so you can concentrate.

- Popular trick-or-treating hours are 5:30pm to 9:30pm so be especially alert for kids during those hours.