

Lehigh Terrace Community News

Inside this Newsletter

Meet Our Staff

Halloween

Winterize Your Home

Thanksgiving

Trick or Treat Safety Tips

Kids Contest

Home of the Month Contest

Back to School

Things to Do

Notifications

Community Notices/Sale

Kids Page

Contact Me

As the owner of A. Hunter, I want to make sure our residents are satisfied. How you're feeling is very important to me. If you have any issues or concerns in which our staff is unable to assist you, please feel free to email me directly at lisa@ahunter.com. I would love to hear from you if you are having issues and would also love to hear what you are happy about in your community.

Your Account is Online

If you aren't aware... your account transaction history is available online, free of charge. You can view your invoices, charges and payments. Monthly bills are typically online around the 15th - 20th of each month. You can also make your payment online, however, you will incur a small fee. If you are interested in viewing your account, please provide us with your email information and we will get you set up.

New Website

Our new website is COMING SOON! You will have the ability to complete applications, pay your rent, as well as many other conveniences. We are excited to get it up and running. We expect it to go live in October. We will keep you posted when it is available.

Comedian John Evans once quipped: "What do you get if you divide the circumference of a jack-o-lantern by its diameter?"

Pumpkin π ."



Checks

Checks must be written to **Lehigh Terrace** not A. Hunter. Rental payments can be made online at: www.ahunter.com

Meet Our Staff



Suzette Sammer

Suzette Sammer is our Office Administrator. She has been with A. Hunter Property Management since 2005. She oversees all aspects of the office including phones and the website. Some of her other duties include: coordinating our office staff, assisting our residents, working with prospective residents, and working with the contractors who make repairs to the properties. Her service is invaluable to us.

Suzette is the mother of two wonderful and grown children. She enjoys travelling to the beach...where she takes her work with her!

We hope you enjoy working with Suzette.

Halloween October 31, 2018

Although it only became popular in America in the early 1900's, Halloween dates back almost 2,000 years when it marked the Celtic New Year known as Samhain. Many Halloween customs and traditions have roots in pagan beliefs and Irish folklore. These customs became popular in America when many Irish fled their country to escape the potato famine of 1846.



Why do we carve pumpkins? The Celts believed that placing Jack o' Lanterns outside helped guide lost souls home as they wandered the streets during Samhain. The scary carved faced served to ward off evil spirits. The first Jack O'Lanterns were made from turnips, however, when the Irish fled to America they began using pumpkins because they were easier to come by.

Trick-or-treating evolved from the ancient Celtic tradition of putting out treats and food to placate spirits who roamed the streets at Samhain.

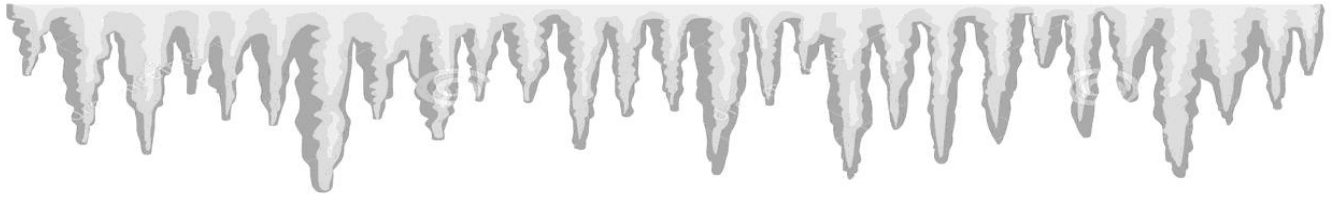
Why do we don masks and silly costumes for Halloween?

Believing that spirits and ghosts roamed the land on All Hallows' Eve, the ancient Celts wore costumes and masks to avoid detection by these ghosts.

- Samhainophobia is the fear of Halloween.
- Halloween is the second highest grossing commercial holiday after Christmas.
- The world's record for biggest pumpkin is currently held by a gigantic gourd weighing a whopping 1,385 pounds!
- Did you know? Pumpkin is the best source of vitamin A among all canned fruits and vegetables? Half a cup gives you three times the recommended daily requirement.
- Tootsie Rolls were the first wrapped penny candy in America.
- More than 35 million pounds of candy corn will be produced this year...enough to circle the moon nearly 4 times if laid end to end.
- Each year 2 billion dollars is spent on Halloween candy.



How to Winterize Your Mobile Home



Taking the proper steps to winterize your mobile home cannot only help keep you warm, but keep your heating bills down and also ensure that you safeguard your home against severely cold weather.

Step 1

Purchase a can of spray foam insulation from any hardware store or home improvement center. Fill in any holes around the outside of the mobile home, including around the spot where the water pipe enters the home.

Step 2

Install storm windows or purchase a window shrink-wrap kit to cover the windows. Losing heat around windows is common. Sealing drafts is one of the most important steps in winterizing a mobile home.

Step 3

Wrap an insulation blanket around your water heater and heat tape around water pipes. The

water heater on most mobile homes is located through an access door outside the home, which means it's removed from the heat of the mobile home's living space.

Step 4

Seal the seams of the metal roof, if your mobile home has such a roof. Do this every year when you winterize your mobile home. Also, caulk around any plumbing pipes and vents that protrude from the roof.

Step 5

Perform routine maintenance on the mobile home's furnace. Replace or clean filters and clean exhaust vent and thermostat.

Step 6

Loosen all the tie-downs of the mobile home slightly to allow for ground heaving when the ground freezes during the winter. Having no slack in the tie-downs if the ground shifts can cause damage to the mobile home.






Thanksgiving November 22, 2018

On the fourth Thursday in November, families across the U.S. celebrate Thanksgiving. Below are some facts about this American holiday.

- The first Thanksgiving was held in the autumn of 1621 and included 50 Pilgrims and 90 Wampanoag Indians and lasted three days. Many historians believe that only five women were present at that first Thanksgiving, as many women settlers didn't survive that difficult first year in the U.S.
- Thanksgiving was almost a fast – not a feast! The early settlers gave thanks by praying and abstaining from food, which is what they planned on doing to celebrate their first harvest, that is until the Wampanoag Indians joined them and turned their fast into a three-day feast.
- Historians say that no turkey was served at the first Thanksgiving! What was on the menu? Deer, ducks, geese, oysters, lobster, eel and fish. They probably ate pumpkins, but no pumpkin pies. They also didn't eat mashed potatoes or cranberry relish, but they probably ate cranberries.
- The first Thanksgiving was eaten with spoons and knives – but no forks! That's right, forks weren't even introduced to the Pilgrims until 10

years later and weren't a popular utensil until the 18th century.

- Thanksgiving didn't become a national holiday until over 200 years later! In 1863 Sarah Josepha Hale, (who wrote "Mary Had a Little Lamb") convinced President Lincoln to make Thanksgiving a national holiday, after writing letters for 17 years campaigning for this holiday.
- Americans eat 46 million turkeys each Thanksgiving.
- Benjamin Franklin wanted the turkey to be the national bird, not the eagle.
- Neil Armstrong and Buzz Aldrin's first meal in space after walking on the moon was foil bags with roasted turkey.
- The heaviest turkey on record, according to the Guinness Book of Records, weighs 86 pounds.
- Only male turkeys gobble.
- The average turkey for Thanksgiving weighs 15 pounds.
- Thanksgiving is the reason for TV dinners. In 1953 Swanson had so much extra turkey (260 tons) that a salesman told them they should package it onto aluminum trays with other sides like sweet potatoes – and the TV dinner was born.
- Wild turkeys can run 20 miles per hour when they are scared. Domesticated turkeys that are bred are heavier and can't run as fast.
- Campbell's soup created green bean casserole for an annual cookbook 50 years ago. It now sells \$20 million worth of cream of mushroom soup.



TRICK OR TREAT SAFETY TIPS

Walk Safely

- Use traffic signals and crosswalks.
- Look left, right and left again when crossing.
- Put electronic devices down and keep heads up and walk, don't run, across the street.
- Always walk on sidewalks or paths. If there are no sidewalks, walk facing traffic.

Trick or Treat with an Adult

Children under the age of 12 should have adult supervision. If kids are mature enough to go without supervision, they should stick to well-lit areas and trick-or-treat in groups.

Keep Costumes Both Creative and Safe

- Choose face paint or makeup, if possible, instead of masks, which can obstruct a child's vision.
- Make sure the costume is the right size to prevent trips and falls. Decorate costumes and bags with reflective tape or stickers.
- Have kids carry glow sticks or flashlights to help them see and be seen.



Drive Extra Safely on Halloween

- Slow down and be extra alert in residential neighborhoods. Children are excited may move in unpredictable ways.
- Enter and exit driveways and alleys cautiously.
- Eliminate any distractions inside your car so you can concentrate.
- Popular trick-or-treating hours are 5:30pm to 9:30pm so be especially alert for children during those hours.

Kids Contest

Calling all kids! The first child to complete and return the word search on the Kids Page will receive a prize. Email a picture of the completed word search, along with your child's name and address to: ahunternewsletter@yahoo.com

Home of the Month Contest

The Home of the Month is chosen based, not on age, but on how well the home and the lot are maintained. An older home can be just as nice or even nicer than a newer home. Homes are chosen strictly based on how well it is maintained (nice flowers, cut grass, shed painted, etc.).

Back to School

School days bring congestion: school buses are picking up and dropping off their passengers and parents are hurrying to get to the bus stop. It's never more important for drivers to slow down and pay attention than when children are present – especially before and after school. Please be mindful of bus stops and children getting on and off the school bus.



Things to Do

Corn Mazes:

Seiple Farms 5761 Nor Bath Blvd, Bath
weekends, Sat. Sept. 29 – Sun. Oct 28.

Sat. 10am-6pm; Sun. 11am-6pm; Fri. Oct. 5,
12, & 19 only, 12-6pm; Columbus Day 12-6pm
Enjoy a corn maze, farm animals, a straw maze,
pony rides, hayrides to pumpkin patch and so
much more! www.seiplefarms.com

Grim's Orchard 9875 Schantz Road, Breinigsville
Features a Corn Maze, Bounce Pillows, Pedal
Karts, Hayride, Apple Cannon, Dual Cattle Train
and Play Corral (which includes Caterpillar Slide,
Spider Web, Corn Bin, Bouncy Ball Track, Sand
Pit and more). www.grimsorchard.com

Unangst Tree Farm 7317 Bethlehem-Bath Pike
Enjoy large and small corn mazes, hayrides,
petting zoo, pumpkin patch, farm market, and
the corn building with loose corn, pails and
shovels, Sat., Sept 29th thru Wed., Oct 31st.
Open: Mon-Fri: 12-5pm, Sat & Sun: 11am-6pm.
(Weather permitting). Large corn maze and
hayride available only on weekends.
www.unangst-treefarm.com

2018 Craft Fair at Cedar Crest College

Cedar Crest College, 100 College Drive, Lees
Hall, Allentown, Sun, Oct. 28, 12-4pm

This craft fair features items from approximately
60 local crafters and sellers. Hand-crafted
jewelry, home decor, sculptures, clothing, food
items, and more –perfect for gift giving! There
will be something for everyone! **Partnered with**

Trunk or Treat Sun, Oct. 28, 12-3pm

Participation in Trunk or Treat is FREE. There
will be food, music, Fall and Halloween family-
friendly activities, and lots of candy. A fun, safe,
and convenient way for children and families
to celebrate Halloween and trick or treat.

www.cedarcrest.edu/trunk_or_treat

Take a Hike and Enjoy Fall Foliage:

Trexler Memorial Park Springhouse Rd, Allentown
Scenic park with large, old trees, a duck pond,
plus paths for cycling & running.

Lehigh Parkway Lehigh Parkway E, Allentown
Historic park with scenic running & biking trails
with a creek & covered bridge.

Notifications

We now have the ability to notify you immediately if something is happening at your property...via email and telephone blasts. In order to reach you, we must have your correct information on file. Please contact our office and the staff will make sure you are set up. Or, feel free to drop us a note with your rent payment.

Community Notices and Items for Sale

This is your section, please send us anything you would like advertised in your newsletter.

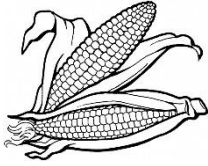
Email to ahunternewsletter@yahoo.com. Print and cut off dates are as follows:

Winter Newsletter: Deadline: November 24th Print date: December 15th

Spring Newsletter: Deadline: February 22nd Print date: March 15th

Kids Page

1. How do you mend a broken pumpkin?



apple

2. What has ears but cannot hear?

1. What do you get when you drop a pumpkin?



2. What runs around a farm but doesn't move?



E	A	X	W	A	L	R	S	T	S		
T	K	W	Q	U	E	E	F	G	C	N	Y
F	B	O	O	T	S	F	A	E	I	D	L
H	A	E	A	R	C	I	L	S	K	A	I
M	F	E	O	E	A	P	L	S	C	S	E
A	W	H	H	E	P	U	M	P	K	I	N
S	I	H	K	A	R	B	E	T	P	R	D
E	A	A	N	E	Y	N	M	R	O	A	C
O	R	J	X	K	V	S	N	C	G	R	Q
H	L	E	A	F	S	C	A	R	F	I	O



SCARF	APPLE	BOOTS	HAY
TREE	FALL	RAKE	SWEATER
ACORN	LEAF	PIE	PUMPKIN

Fall Bucket List

- Play in a pile of leaves
- Carve a pumpkin
- Enjoy a glass of apple cider
- Visit a corn maze
- Go on a hayride
- Enjoy a pumpkin pie
- Trick or Treat
- Take a drive to see the leaves
- Create a thankfulness tree. On each leaf write something you are grateful for.



1. With a pumpkin patch 2. A cornfield 3. Squash 4. A fence

A. HUNTER

PROPERTY MANAGEMENT, INC.

PO Box 224

Annville, Pa 17003

Inside this issue:

Winterize your Home,

Trick or Treat Safety Tips,

Give Thanks, and more!



**WE WISH YOU AND YOURS THE WARMEST
OF WISHES THIS HOLIDAY SEASON.**